



Bedfordshire
Cambridgeshire
Northamptonshire



2021 Advent Calendar Adventure trail



Adventure trail

You can do this in any green space which has trees and water. You will need a pencil and some crayons. Or you can enjoy your walk and do the activities when you get home.



1 Find a tree


Trees might seem boring and bare in winter but they are actually already getting ready for spring. Look closely and you may find some buds on the branches. Use the ID sheet in this pack and see if you can identify what kind of tree it is.

My tree is a _____



2 Spot an animal

Stand quietly for a few minutes and observe what's around you. Can you hear anything? See if you can spot a bird or a mammal – they can be easier to see at this time of the year because the trees have lost their leaves so animals have fewer places to hide. You can also use the spotter sheet in this pack.



3 Make some nature art

Can you can find fallen leaves, twigs, berries and more and make a piece of nature art using things you've found on the ground?



6 Share your experience

We hope that you enjoyed your adventure! What was your favourite thing, and why? Did anything surprise you? Did you learn anything new?

5 What's under the water?



Grown-up help needed! Approach the edge of the water with caution.

A lot happens underwater. Carefully and safely get closer to the edge of the water. Can you see the bottom? Draw what you see. If the water is not clear enough, draw what you think might be underneath, or what you see at the water's edge.

4 I spy...

Can you find the following:

























1. Two flowers of different colours
2. Something beginning with the letters G and T
3. A brown or grey object you can pick up
4. Something smooth, soft and/or fluffy
5. A nature noise

Keep the game going with some of your own!



Identifying trees in winter

Can you match the buds on the tree branches to any of these?

Osier		English Elm		Alder	
Rowan		English Oak		Ash	
Silver Birch		Goat Willow		Beech	
Sweet Chestnut		Hawthorn		Blackthorn	
Sycamore		Hazel		Cherry	
Whitebeam		Hornbeam		Common Lime	
White Poplar		Horse Chestnut		Downy Birch	
Wych Elm		Lombardy Poplar		Elder	

Your total

Winter animal spotter

12

How many of these winter species can you spot? How many points did you score?



Grey squirrel
(1 point)



Canada goose
(1 point)



Tufted duck
(2 points)



Grey heron
(2 points)



House sparrow
(1 point)



Robin
(1 point)



Holly
(1 point)



Yew
(1 point)



Robin's pincushion
(2 points)

For 3 extra points, can you draw and name three other species of plant or animal you've seen?

(1 point)

(1 point)

(1 point)

Here are a couple of other outdoor activities to try!

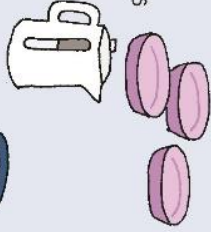
How to make ice decorations

wildlife
watch



You will need:

- Saucers
- Kettle
- Boiled water that has been allowed to cool
- Natural items like leaves, feathers, berries and grass
- String or wool
- A freezer (if the weather isn't cold enough.!)



1 Place your saucers on a flat surface and put the end of your string into the saucer, making sure a long piece is left dangling over the edge.



2 Lay natural items in the saucer over the string.



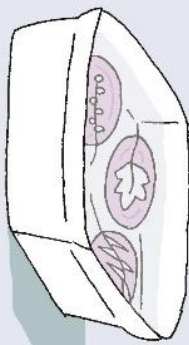
3 Gently pour in cooled water (boiling it first helps to remove any bubbles).




4 Put the saucers outside on a frosty night (or in the freezer).



5 In the morning put the saucers in a tub of cold water to separate the ice.




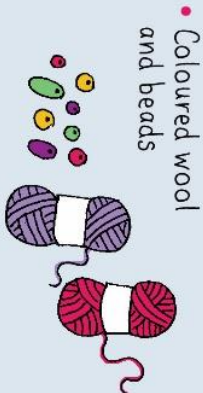
6 Hang them around your garden as decorations.



www.wildlifewatch.org.uk

Decorate a tree

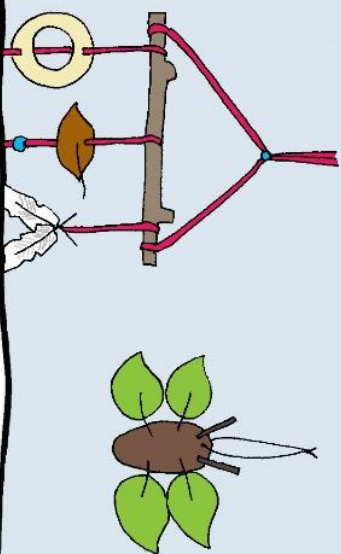
You will need

- Ribbon or string 
- Scissors 
- Natural objects such as twigs, leaves, dried fruit, feathers 
- Coloured wool and beads 


1 Get creative! Use your natural objects to make decorations.



2 Attach the ribbon or string by either tying it around your decoration or by cutting a hole and threading it through.



3 Find a tree! Use your ribbon or string to attach your decorations to your favourite tree.





Bedfordshire
Cambridgeshire
Northamptonshire



Find your next adventure!

- We hold **events for all ages**, from babies to teenagers, throughout the year. Learn more about wildlife and take part in some fun activities:
wildlifebcn.org/events
- Keep your interest in nature alive! **Join your Wildlife Trust** for wonderful benefits as well the latest news and updates about wildlife in your area. New members also receive a lovely goodie bag. Family and child memberships available:
wildlifebcn.org/become-member
- If you enjoyed this pack, please consider donating to our Wildlife Trust to **support your local wildlife**:
wildlifebcn.org/donate

We hope to see you soon!

