



**Bedfordshire  
Cambridgeshire  
Northamptonshire**

## Welcome to the Wildlife Gardening at Work Awards 2020

You are about to embark on an exciting project which will have numerous benefits for your company and your colleagues as well as local wildlife and the environment.

The aim of the Wildlife Trust BCN Awards is to inspire businesses to support local wildlife through creating wildlife friendly areas at their workplace. These areas will help promote biodiversity whilst helping employees to interact and work together on a fun project.

**Nature needs your help more than ever— so whatever you do, however small, will make a real difference**



### **The Wildlife Gardening at Work Award 2020 categories are:**

- ◇ Best Wildlife Sighting at Work
- ◇ Best Home for Wildlife
- ◇ Best Wildlife Garden *sponsored by*



You can enter any or all of the categories.



[www.wildlifebcn.org](http://www.wildlifebcn.org) /     [wildlifebcn](https://www.wildlifebcn.org)

The Wildlife Trust for Bedfordshire, Cambridgeshire and Northamptonshire

Registered office: The Wildlife Trust, The Manor House, Broad Street, Great Cambourne, Cambridge CB23 6DH

Registered in England 2534145. Registered Charity No. 1000412



**Bedfordshire  
Cambridgeshire  
Northamptonshire**

## **Step 1: Get your team involved**

People are key - let your team know about the project and how they can get involved.

- Send an email and put a poster on your notice board
- Post on your intranet to tell people how they can get involved
- Arrange a meeting to discuss the project and let those who are interested know what they can do to help. You could schedule a regular meeting to keep the momentum going.
- You'll find that once people know and be come excited about the project, the energy will drive it forward and creative ideas will start popping up!



## **Step 2: Find a location**

This should preferably be easy to access. There may be some preparation required - how much will depend on how grand your plans are. Brainstorm with the team if necessary; here are a few suggestions to get you thinking:



- Part of an existing flower bed
- A roof top or balcony
- A corner of a car park
- A windowsill or an external wall for fixing a nest box/bug box
- An unused area of your grounds for a log pile
- Some old materials that you could recycle as flower pots or bug hotels



[www.wildlifebcn.org](http://www.wildlifebcn.org)

/



wildlifebcn

The Wildlife Trust for Bedfordshire, Cambridgeshire and Northamptonshire

Registered office: The Wildlife Trust, The Manor House, Broad Street, Great Cambourne, Cambridge CB23 6DH

Registered in England 2534145. Registered Charity No. 1000412



**Bedfordshire  
Cambridgeshire  
Northamptonshire**

### Step 3: Plan your space

Whether you're contemplating a large development or a more modest installation, creating a plan for your space will be time well spent. This is when you and your team can get really creative!

Making your wildlife area attractive to birds, mammals and invertebrates can be as simple or elaborate as you want it to be. Ideas could range from a ready-made bird or bug box fixed to a wall, to clearing an area of your grounds to build an insect hotel, a planting scheme, build a log pile or perhaps even create a pond! A wildlife garden can be created on even the most modest budget; in fact, the more resourceful you can be in creating your wildlife garden, the better.

**Remember that attracting wildlife to your work grounds will help improve their environment – and yours!**


Click on the pictures below for more information on our Wildlife Trust BCN website:



Plant flowers for bees and pollinators



How to create a herb garden for wildlife



How to build a pond



How to build a nesting box for birds



How to make a log shelter



How to build a hedgehog home

Check out our ideas list (see **Appendix 1**) for suggestions on how to recycle unwanted items to create a wildlife habitat - making your wildlife garden even greener.





**Bedfordshire  
Cambridgeshire  
Northamptonshire**

## Step 4: Implement your ideas

Time for you and your team to get your hands dirty! Make sure you take lots of photos before, during and after, to see what a difference you've made. You can include photos and updates in your newsletters and social media - many of your customers and associates will be interested in the work you're doing, generating fantastic PR as well as inspiring others to do the same. Remember to tag us @wildlifebcn on Facebook, Twitter or Instagram so that we can share what you're doing with our supporters.



## Step 5: Watch the magic happen

Now you can enjoy the fruits of your labour - it's amazing how quickly nature moves into a new habitat. But don't get despondent if your wildlife garden isn't immediately over-run with visitors as some creatures are shy and can take a while to feel comfortable in new surroundings. Be patient, observe and make sure you record all the things you see. Encourage your team to venture out and go wildlife spotting, not just around your premises but in the area beyond as well. There are spotting sheets available on our webpage for you to print off.

## Step 6: Take your work home with you!

A great way to expand on the project is to encourage everyone to take their wildlife work home with them. The more wildlife habitats we create, the more benefits there will be to nature and the environment. If we can get everyone involved with the Awards to apply just one or two ideas in their own gardens, then the positive effects will be magnified.

## Step 7: Continue to develop and monitor your wildlife area


Think of new ways you could grow and expand your wildlife garden, share your ideas with other organisations within your network and perhaps even with your customers. The more people we have participating in wildlife friendly gardening, the better it will be for all! More ideas below:



How to make a gravel garden for wildlife



How to make a hedge for wildlife



How to take part in a citizen survey








**Bedfordshire  
Cambridgeshire  
Northamptonshire**

## **Tips for a Wildlife-Friendly Garden**

### **Attract birds to your garden by giving them one or more feeding options:**



How to feed birds in your garden

- Seed feeders are popular with most garden birds. With new feeders you may need to wait a couple of weeks before birds become aware of it and start to use it.
- Nut feeders should have a wire mesh that stops birds getting at whole peanuts, as this can choke chicks at breeding time.
- Suet and fat balls are especially valuable in winter as a source of energy.
- Don't forget to buy your bird feeding supplies from our partner [Vine House Farm](#) – 4% of your order value will be donated back to our Trust!



### **Plants are vital as they are used for shelter and food.**

#### **Key plants to have:**

- Native trees provide lots of shelter as well as nectar, fruit or nuts.
- Climbers such as honeysuckle and native hedges like blackthorn or hawthorn also give shelter and an excellent food supply as well as smelling nice.
- Native flowers are the best for attracting wildlife. However, simple garden flowers can also be great food too. Lavenders and herbs like oregano can provide colour, scents and be used by your staff and wildlife.
- Lawns are great for wildlife. For areas that have to be short, try to have it around an inch in length - it will green up more and retain moisture better. Try to keep some areas long as this is perfect for butterfly and moth caterpillars and grass seeds are great food for birds, mammals and insects
- Wildflower meadows provide a wonderful source of nectar for insects. If you like the idea of a longer lawn and want to see more colour in there, consider scattering wildflower seeds onto your lawn.
- Containers of all shapes and sizes can be used for plants so if you have a patio garden or a balcony, add a few pots or window boxes with flowers - the nicer they smell the better they are for wildlife.
- Food and shelter in winter is difficult. Poppy seed heads are perfect shelter for many invertebrates and hawthorn makes a perfect berry source



[www.wildlifebcn.org](http://www.wildlifebcn.org)

/




wildlifebcn



**Bedfordshire  
Cambridgeshire  
Northamptonshire**

## **Water is important to wildlife - as a drink and as a habitat:**

- Bird baths are used by birds all year round as they help keep feathers in good condition, aiding insulation in cold weather.
- Ponds of any size bring a new habitat to the garden. Make sure they have shallow, sloping edges allowing creatures to drink or bathe safely, and ensuring that young frogs can get out easily. You need one deep section near the middle, about 40cm deep; this is to provide shelter in the winter helping prevent aquatic invertebrates from freezing.
- A boggy area can be a good addition or an alternative to a pond. You will need some liner underneath the soil to hold in moisture and you can then plant with moisture-loving plants.



How to provide water for wildlife

## **There are many ways to garden more sustainably; here are just a few examples:**



How to go peat free

- Make your own compost - composting your garden and fresh kitchen waste does two jobs: it gives you lovely compost to use on your garden and it provides another source of shelter for wildlife.
- Go peat-free - it's easy to garden peat-free these days as there are many substitutes on the market. Peat bogs have taken thousands of years to form and are vital places for wildlife as well as acting as carbon sinks.
- Install a water butt - this is a good way to save money when watering your flowerpots and can also be used to top-up your pond if it gets dry.
- Avoid chemicals in your garden - often, chemicals aimed at insect pests will also harm other 'friendly' insects that may be pollinators, or eat pest larvae. If these chemicals get into your pond they can have a devastating effect on the wildlife.

**Enjoy your garden! Take time to relax and enjoy the sights, sounds and scents of your beautiful surroundings.**

**Closing date for completed applications - 15 May 2020**

For more ideas and advice visit [www.wildlifebcn.org/actions](http://www.wildlifebcn.org/actions)

To support the Wildlife Trust when buying bird food and feeders go to [www.vinehousefarm.co.uk](http://www.vinehousefarm.co.uk)



[www.wildlifebcn.org](http://www.wildlifebcn.org) /     [wildlifebcn](http://wildlifebcn)

The Wildlife Trust for Bedfordshire, Cambridgeshire and Northamptonshire  
Registered office: The Wildlife Trust, The Manor House, Broad Street, Great Cambourne, Cambridge CB23 6DH  
Registered in England 2534145. Registered Charity No. 1000412



**Bedfordshire  
Cambridgeshire  
Northamptonshire**

## **Appendix 1: Ideas and links for Wildlife Gardening at Work Awards 2020**

There's a wealth of information on our website at: [www.wildlifebcn.org/actions](http://www.wildlifebcn.org/actions). If you're interested in finding out more about the wildlife at your workplace you can also find information [www.wildlifebcn.org/wildlife-explorer](http://www.wildlifebcn.org/wildlife-explorer) and [www.wildaboutgardens.org.uk/](http://www.wildaboutgardens.org.uk/)

### **Insect Hotels:**


- Wooden boxes
- Pallets stacked on top of each other
- Bamboo cut to length
- Bricks with holes in
- Holes drilled in wood (5-10mm)
- Fir cones
- Roof tiles
- Bundles of sticks
- Tubing
- Anything that creates a crack or crevice



How to make a bee hotel

### **Water**

- A bird bath
- A sunken container
- A fully lined pond
- A raised barrel




How to provide water for wildlife

### **Ready made**

- Bird boxes
- Bat boxes
- Hedgehog house
- Toad house
- Bug house

### **Junk to recycle:**

- Old wheel barrow for planting
- Old boots for plant pots
- Barrels for water storage
- Plant pots
- Logs and Branches
- Roof tiles and Bricks
- Drainage pipes
- Paving slabs
- Stones
- Straw
- Dead leaves



How to create a container garden for wildlife

**You can find lots more ideas for your Wildlife at Work Gardening at Work**



[www.wildlifebcn.org](http://www.wildlifebcn.org) /     [wildlifebcn](http://wildlifebcn.org)

The Wildlife Trust for Bedfordshire, Cambridgeshire and Northamptonshire  
Registered office: The Wildlife Trust, The Manor House, Broad Street, Great Cambourne, Cambridge CB23 6DH  
Registered in England 2534145. Registered Charity No. 1000412



**Bedfordshire  
Cambridgeshire  
Northamptonshire**

## Wildlife Sightings at Work

Twice winner of our photography competition, Simon Wantling provides some top tips on wildlife photography. Check this out to see how you can capture that perfect shot for the Best Wildlife Sighting at Work Award for 2020. See [www.wildlifebcn.org/blog/guest-post/introduction-wildlife-photography](http://www.wildlifebcn.org/blog/guest-post/introduction-wildlife-photography)



**FUJIFILM**  
Value from Innovation

You may also like to enter our Wildlife Photography Awards 2020 (see <https://www.wildlifebcn.org/get-involved/photo-competition> which is kindly sponsored by Fujifilm



If you want to do more then why not consider getting your company and colleagues involved with our [30 Days Wild](#) challenge in June. Across the UK in June last year people enjoyed doing 'random acts of wildness' to celebrate nature, from listening to birdsong and planting flowers in their gardens to exploring ancient woodlands and insect spotting in wildflower meadows.

30 Days Wild is a very open challenge, and so many people took part: over 350,000 people signed up across the whole country, with over 10 million little 'acts of wildness' taking place, connecting people to nature every day for a whole month.

For more information on how to get more involved with our Trust then please get in touch with our corporate team by email: [corporate@wildlifebcn.org](mailto:corporate@wildlifebcn.org) or call us for a chat on 01954 713 500

**Good Luck!**

**Please don't forget the CLOSING DATE for awards: 15 MAY 2020**



[www.wildlifebcn.org](http://www.wildlifebcn.org) /     [wildlifebcn](#)

The Wildlife Trust for Bedfordshire, Cambridgeshire and Northamptonshire  
Registered office: The Wildlife Trust, The Manor House, Broad Street, Great Cambourne, Cambridge CB23 6DH  
Registered in England 2534145. Registered Charity No. 1000412